

Smart Battery System Manager

Robert Dunstan, Intel Corporation

March 1999

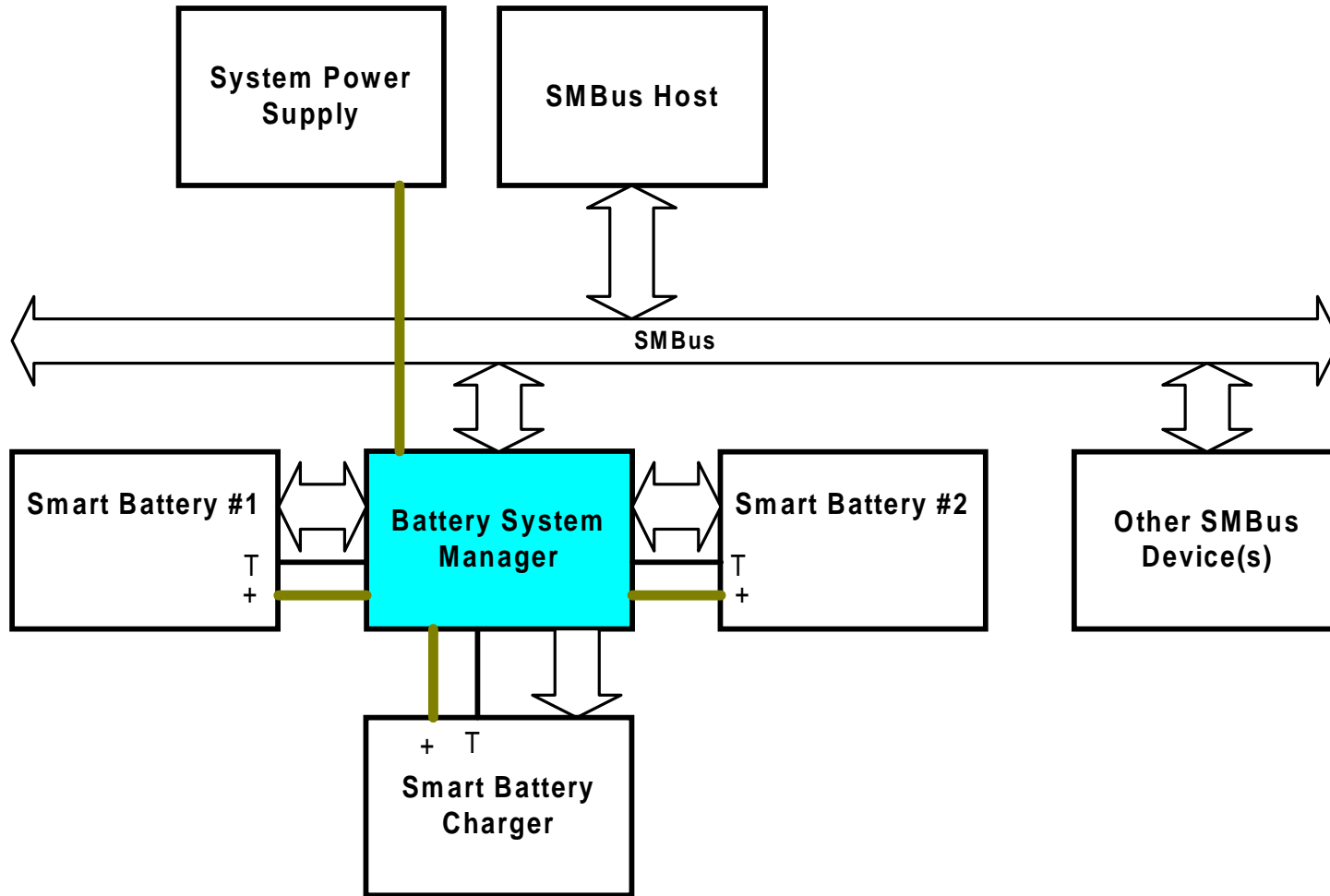


Agenda

- ➔ ● Battery System Management
- Smart Battery System Manager
- SBSM Requirements
- Composite Battery Information
- Integration into System Software
- Summary
- Call to Action



Battery System Management



Battery System Management

- Discharging
 - Constant power to system
 - Low battery
 - Battery removal
- Charging
 - Ensure all batteries optimally charged
 - Manage optional simultaneous charging
- Safety
 - Not allow unsafe configurations
 - Make connections between charger and battery being charged
 - Manage optional simultaneous discharge
 - Prevent large unplanned current flows
- Misc
 - Battery conditioning



Agenda

- Battery System Management
- ➔ ● Smart Battery System Manager
- SBSM Requirements
- Composite Battery Information
- Integration into System Software
- Summary
- Call to Action



Why Smart Battery System Manager?

- Smart Battery Selector specification was relatively silent on roles and responsibilities
 - Each solution had different characteristics
- Architecture limited to serial charge/discharge of batteries
- Battery system safety could be compromised by errant software



What should the SBSM do?

- Provide a single entity responsible for battery system management
 - Controls when and which battery(s) charge
 - Controls when and which battery(s) discharge
- Allows more flexibility of battery system architectures than selector
- Abstract and simplify battery system interface to OS
- Focuses battery system safety in one place



Agenda

- Battery System Management
- Smart Battery System Manager
- ➔ ● SBSM Requirements
- Composite Battery Information
- Integration into System Software
- Summary
- Call to Action



SBSM Specification Goals

- Use same registers as Selector where possible
 - Subset of the existing selector registers
 - Superset of required selector functionality
- Provide more design flexibility
 - Hide implementation details from the OS
 - Remove architectural limits
 - Allow simultaneous battery operations
 - Allow autonomous battery conditioning etc.

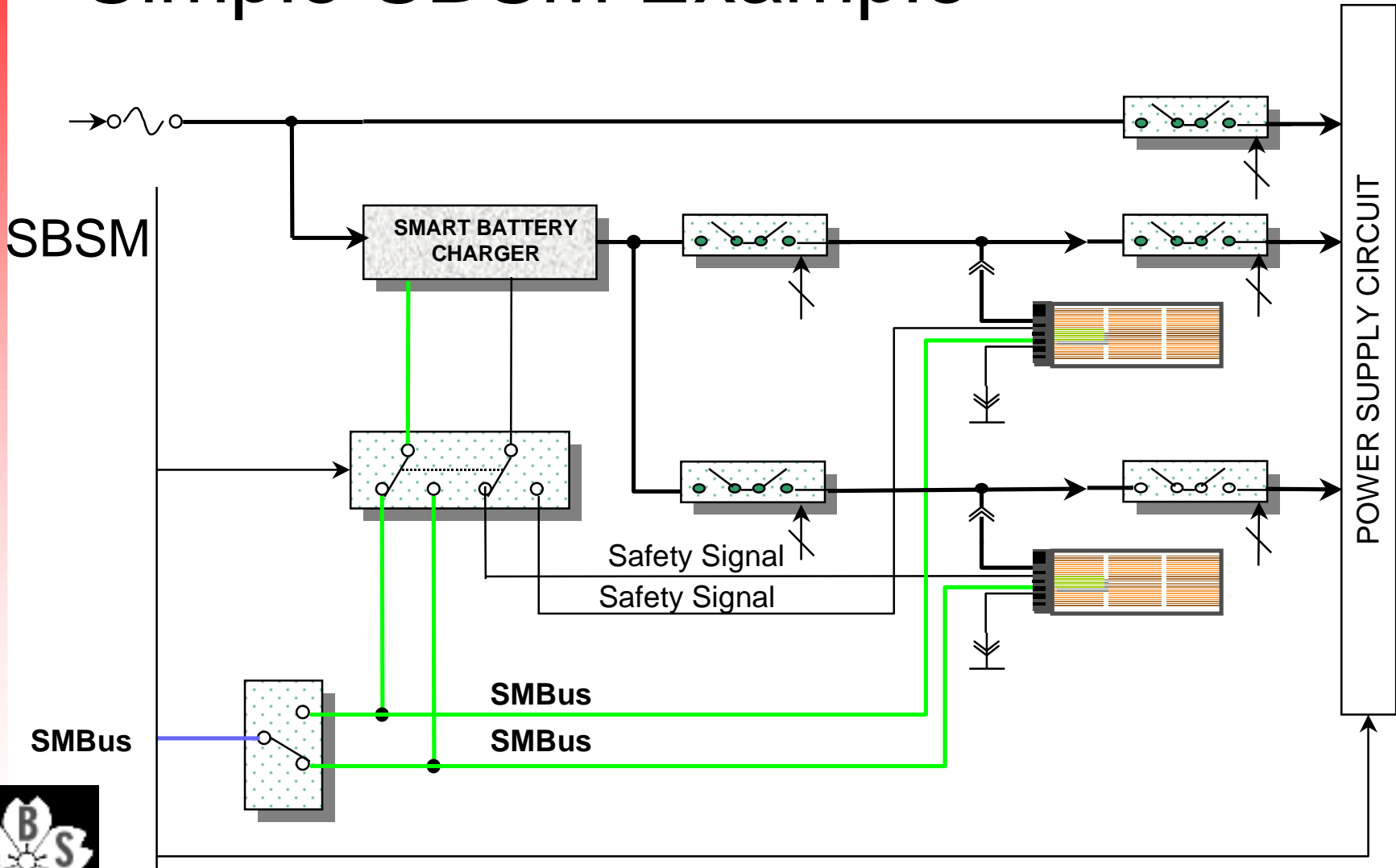


SBSM Spec Goals (cont.)

- All implementations provide “same” information to the OS
- Minimal required feature set
 - Feature enhancements such as simultaneous discharge allowed but add additional requirements
 - Features scale with cost
- Battery System safety the responsibility of the SBSM



Simple SBSM Example

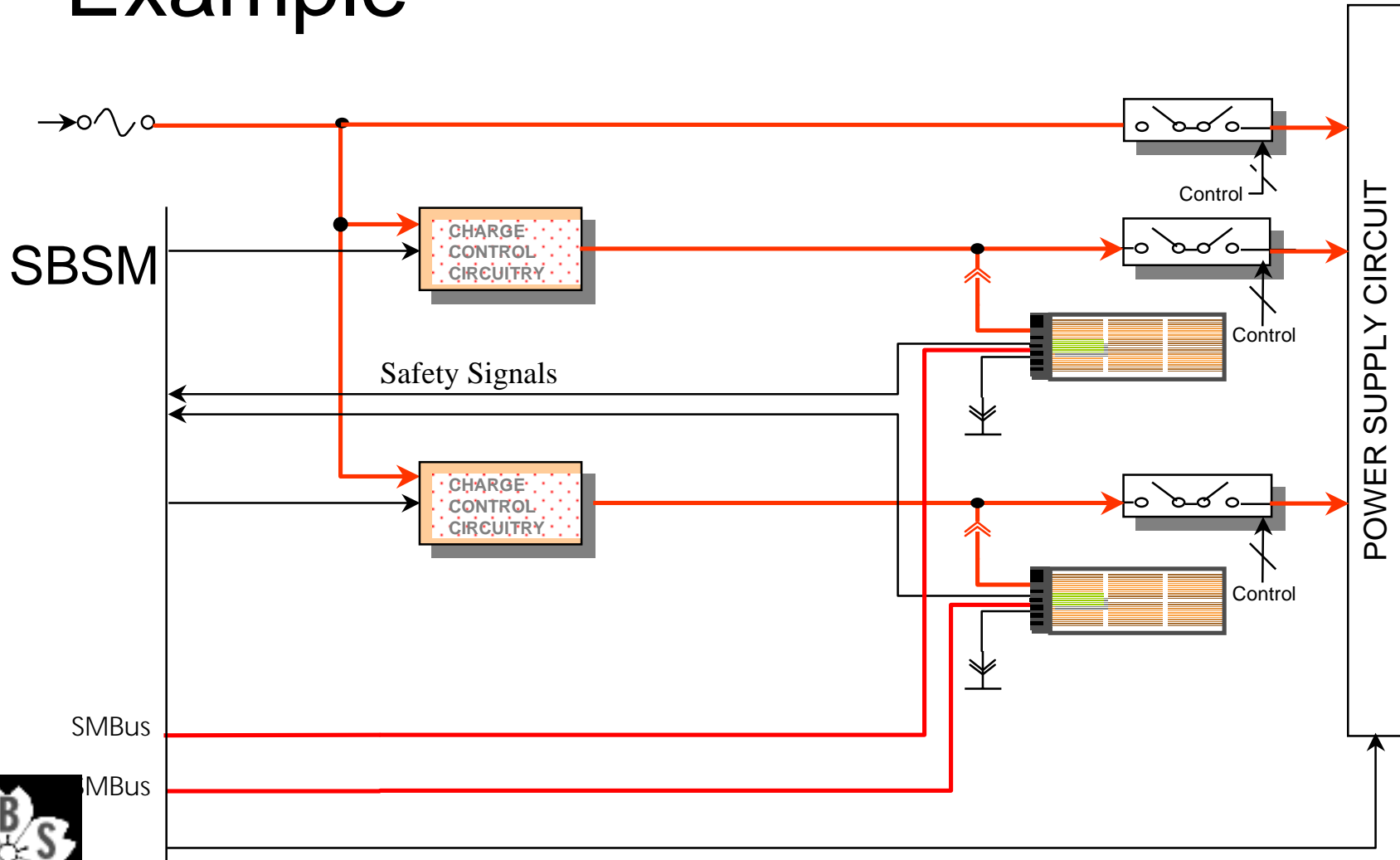


Simultaneous Charge/Discharge

- Simultaneous charge and discharge - a good option for Lithium-ion batteries
- Can be built using existing SBS components such as SBS and SBC
- Or proprietary designs OK as long as they use the SBSM interface
 - allows for more product differentiation



Simultaneous Mode SBSM Example



Agenda

- Battery System Management
- Smart Battery System Manager
- SBSM Requirements
- ➔ ● Composite Battery Information
- Integration into System Software
- Summary
- Call to Action

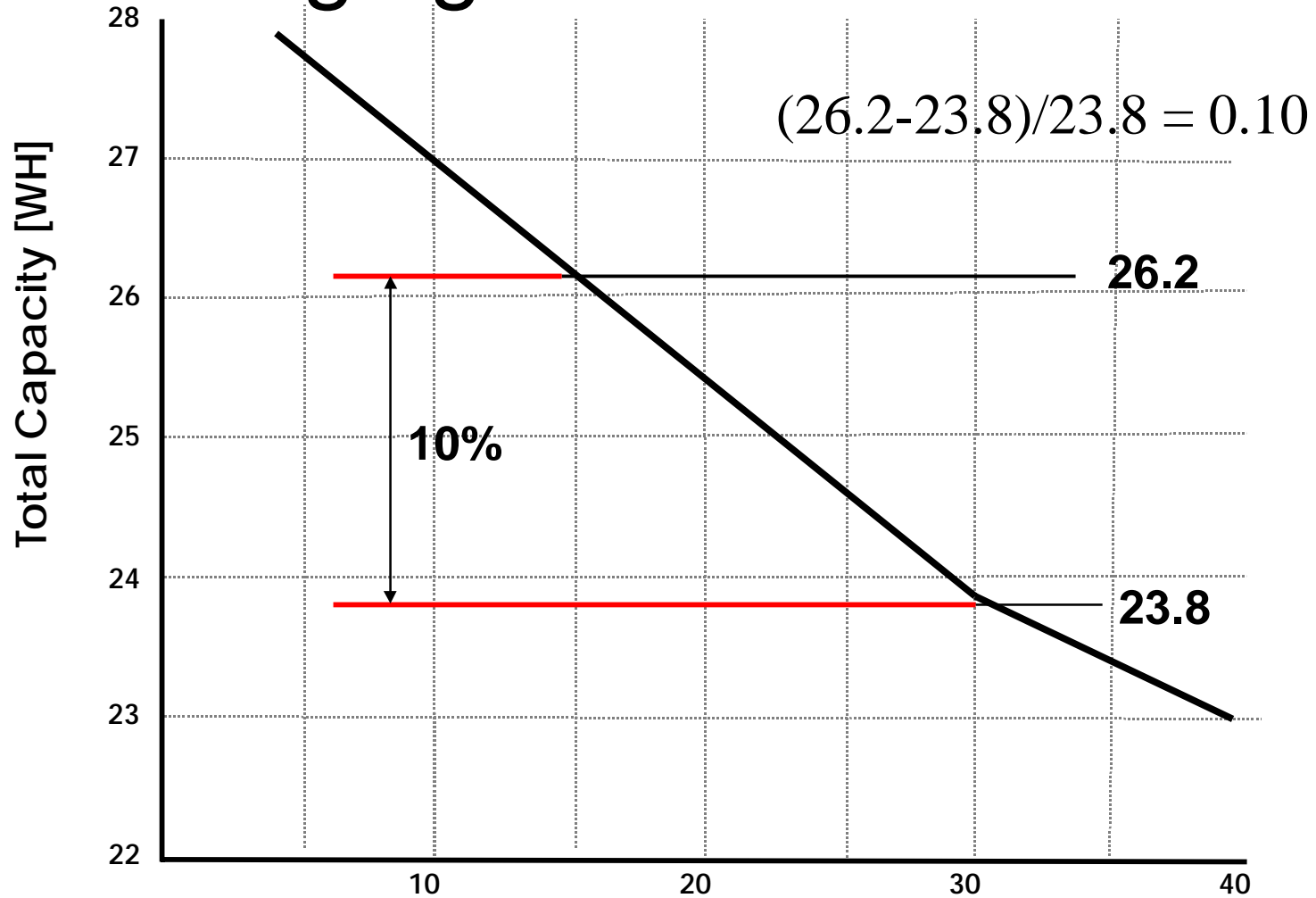


Composite Battery Information

- Simultaneous battery usage adds complexity
- Data is NOT just the sum of the individual parts
 - Capacity is greater and run times longer when discharging simultaneously
 - Charge time reduced during simultaneous charge
- OS and Users need accurate data
 - As input to OS power policy
 - To get accurate run time information



Discharging

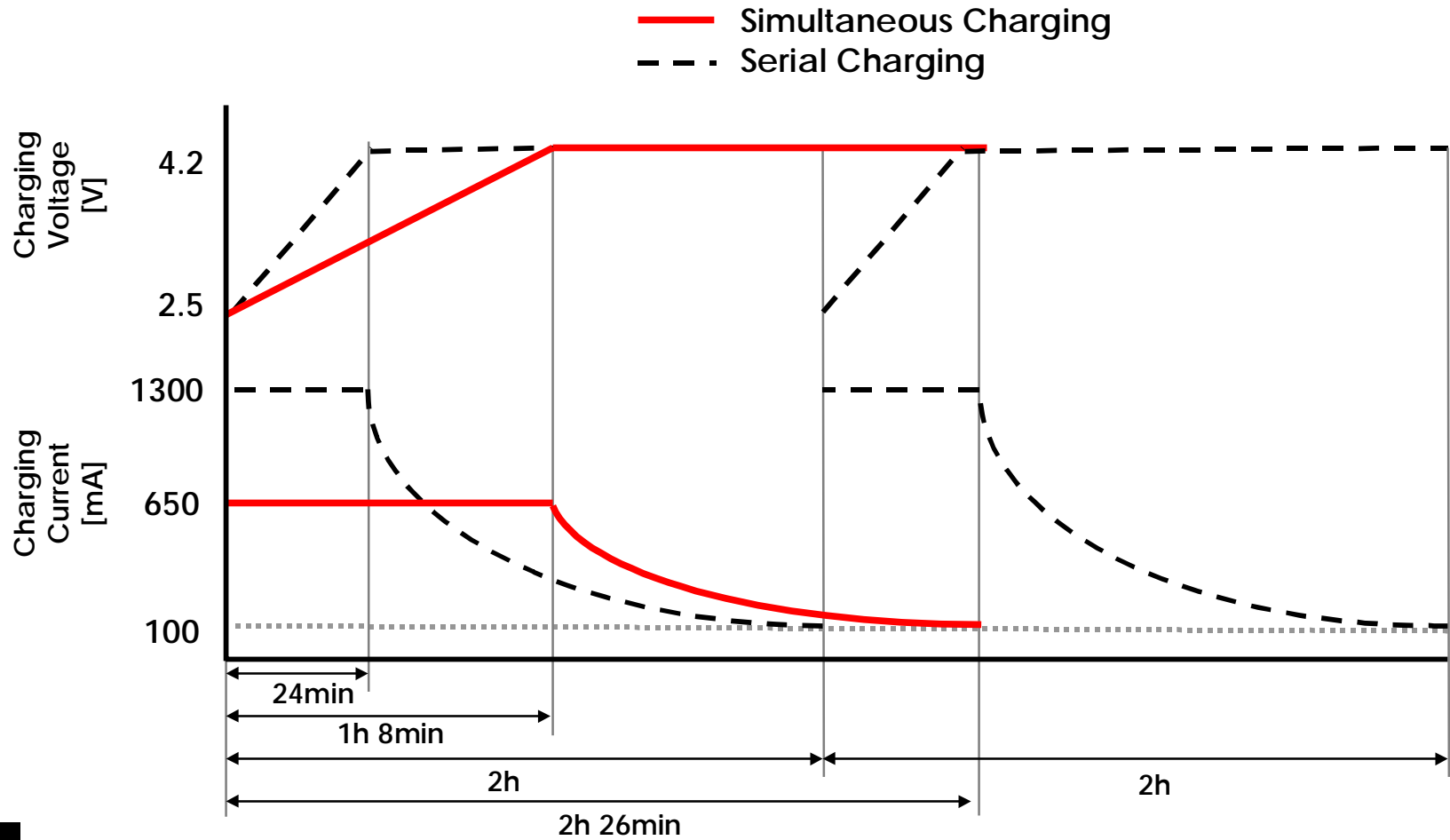


Data supplied by Fujitsu

Smart Battery System Manager, R. Dunstan, Intel



Charging



Data supplied by Fujitsu



Agenda

- Battery System Management
- Smart Battery System Manager
- SBSM Requirements
- Composite Battery Information
- ➔ ● Integration into System Software
- Summary
- Call to Action



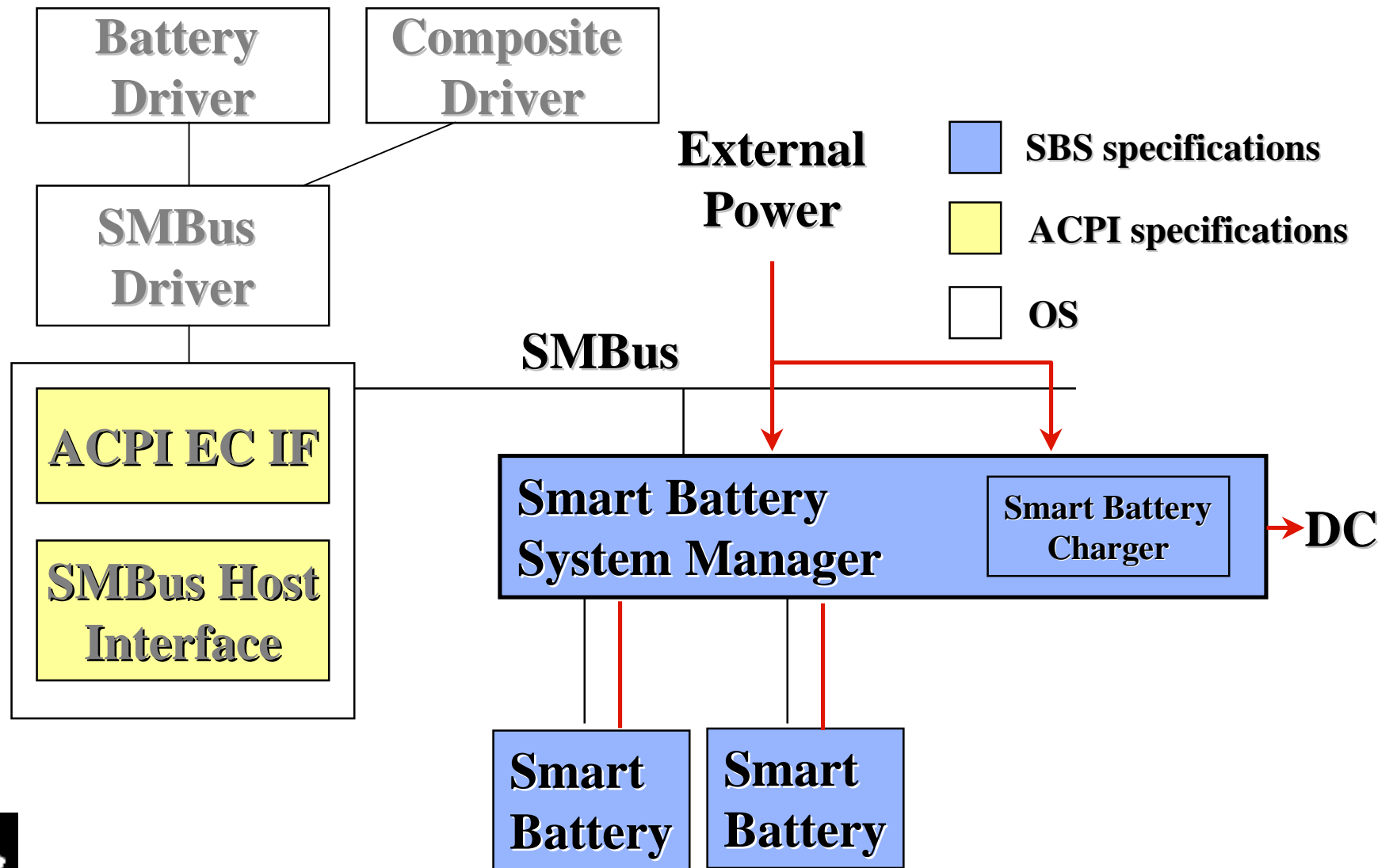
Simple OS Interface

- Read only configuration Registers
- Hides details of architectural implementation
- Common OS interface
- Allows many battery topologies

SMB (r/w) Battery connected to System SMBus (communications)				POWER_BY (r) Battery connected to System PS (power & comm.)				CHARGE (r) Battery connected to Charger (power & comm.)				PRESENT (r) Battery (s) present			
D	C	B	A	D	C	B	A	D	C	B	A	D	C	B	A



Where the SBSM fits



Agenda

- Battery System Management
- Smart Battery System Manager
- SBSM Requirements
- Composite Battery Information
- Integration into System Software
- ➔ ● Summary
- Call to Action



Summary - Platform Hardware

- SBSM specification allows variations in battery system architectures
 - Simultaneous charging and discharging
- Platform owns power system
 - Reports battery system status and status changes to OS
 - Supplies composite battery data during simultaneous discharge
 - Responsible for Battery System policy (e.g. safe management of discharging and charging)



Summary - Operating System

- OS role in battery management redefined
 - Gets battery system status
 - Gets event notifications when battery system status changes
 - Plays NO role in power system configuration
- OS always gets accurate data from the active battery(s) during discharge - serial or simultaneous



Summary - OEM Benefits

- Smart Battery System specifications offer OEMs flexibility and product differentiation
- Simultaneous charging and discharging enhance battery performance
- Readily available components simplify battery system design and integration



Agenda

- Battery System Management
- Smart Battery System Manager
- SBSM Requirements
- Composite Battery Information
- Integration into System Software
- Summary
- ● Call to Action



Call to Action

- Specification posted on the SBS Implementers website <http://www.sbs-forum.org>
- Participants invited to review and use Smart Battery System Manager in their designs

